


# ***Dong-Ah Geological Engineering Co., Ltd.***

## ***2020 3Q***

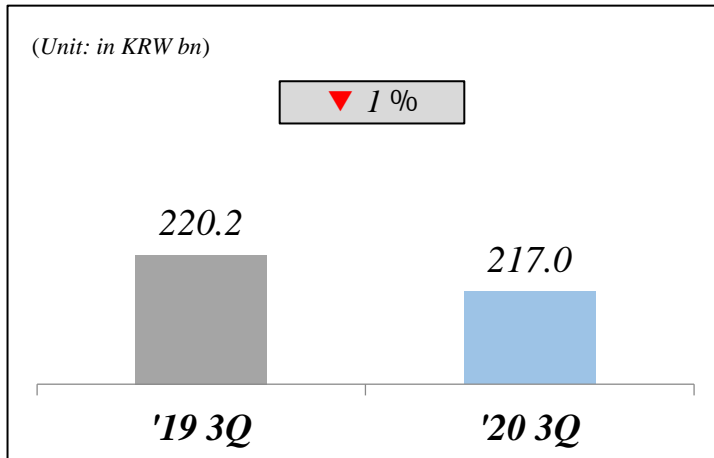




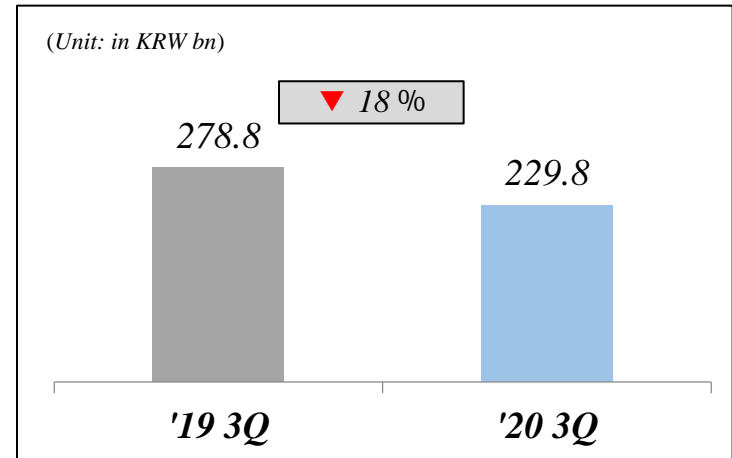
# *Contents*

- 1 **2020 3Q RESULTS**
- 2 **NEW ORDERS & CONTRACTS BALANCE**
- 3 **FINANCIAL STATEMENTS**

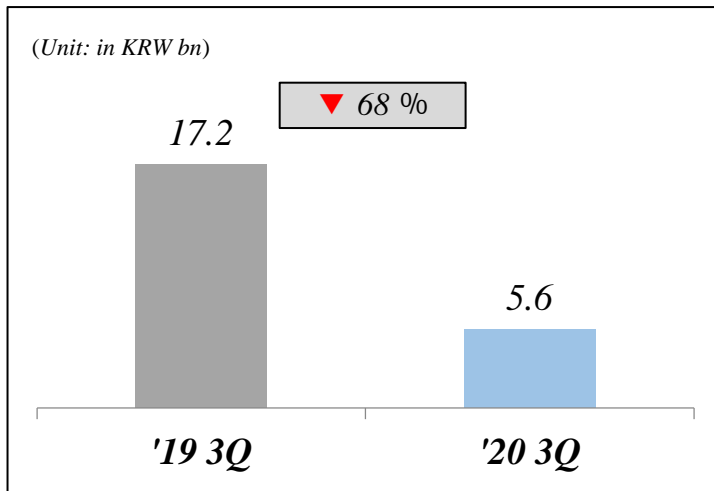
■ **NEW ORDERS**



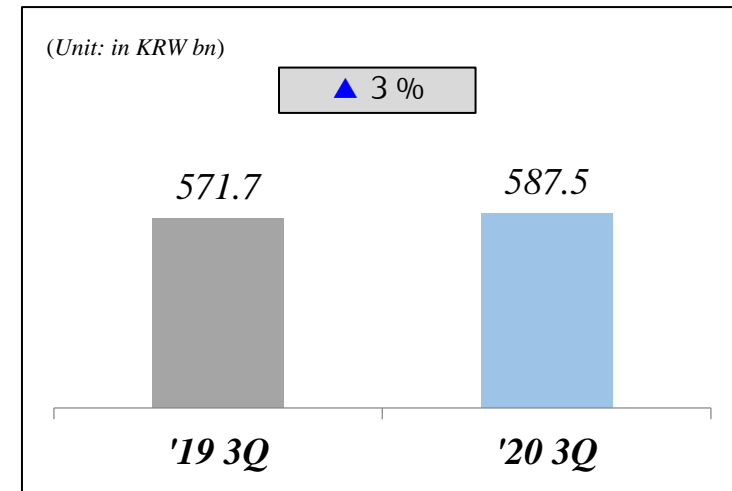
■ **SALES**



■ **OPERATING PROFIT**



■ **CONTRACTS BALANCE**



**NEW ORDERS**

(Unit: in KRW bn)

<i>DIVISION</i>	<i>2018</i>	<i>2019</i>	<i>2020 3Q</i>
<i>DOMESTIC</i>	222	100	<b>137</b>
<i>OVERSEAS</i>	227	275	<b>80</b>
<i>TOTAL</i>	449	375	<b>217</b>

<i>DIVISION</i>	<i>2018</i>	<i>2019</i>	<i>2020 3Q</i>
<i>TBM</i>	134	25	<b>115</b>
<i>Ground Improvement</i>	253	297	<b>83</b>
<i>Others</i>	62	53	<b>19</b>
<i>TOTAL</i>	449	375	<b>217</b>

**CONTRACTS BALANCE**

(Unit: in KRW bn)

<i>DIVISION</i>	<i>2018</i>	<i>2019</i>	<i>2020 3Q</i>
<i>DOMESTIC</i>	422	296	<b>303</b>
<i>OVERSEAS</i>	208	329	<b>284</b>
<i>TOTAL</i>	630	625	<b>587</b>

<i>DIVISION</i>	<i>2018</i>	<i>2019</i>	<i>2020 3Q</i>
<i>TBM</i>	189	77	<b>121</b>
<i>Ground Improvement</i>	204	342	<b>299</b>
<i>Others</i>	237	206	<b>167</b>
<i>TOTAL</i>	630	625	<b>587</b>

(Unit: in KRW bn, except per share)

ACCOUNT	2018	2019	2020 3Q
<b>TOTAL ASSETS</b>	<b>284</b>	<b>322</b>	<b>330</b>
<b>CURRENT ASSETS</b>	210	218	231
<b>NON-CURRENT ASSETS</b>	74	104	99
<b>TOTAL LIABILITIES</b>	<b>110</b>	<b>128</b>	<b>132</b>
<b>CURRENT LIABILITIES</b>	109	127	123
<b>NON-CURRENT LIABILITIES</b>	1	1	9
<b>TOTAL EQUITY</b>	<b>174</b>	<b>194</b>	<b>198</b>
<b>SHARE CAPITAL</b>	5.7	5.7	5.7
<b>DEBT RATIO</b>	63%	66 %	67%
<b>SALES</b>	361	381	230
<b>OPERATING PROFIT</b>	26.1	22.9	5.6
<b>NET INCOME</b>	18.7	19.0	3.7
<b>EARNINGS PER SHARE</b>	₩ 1,658	₩ 1,686	₩ 330

2020  
Go together  
Get Tomorrow

<http://www.dage.co.kr>

